



# registration instructions

hey beautiful.

you've recently registered for social POP on [priveproducts.com](http://priveproducts.com).

complete the steps below to receive posts to your salon facebook page once a week!

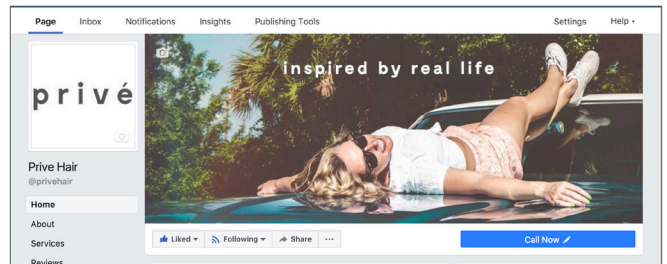
time to put your cell phone away, the following must be completed on a computer.

- 1 log on to your salon facebook page and click the "settings" button located in the top right corner of your page. hint: if you don't see "settings", you're probs on your personal page
- 2 click the "page roles" tab in the left column.
- 3 under "assign a new page role" type `priveconciierge@priveproducts.com`. once you have done this you should see "kacy privé" pop up. select name.
- 4 to receive your pops of privé, make sure you click on "editor" and change to "admin". click "add" and type in your password to submit.

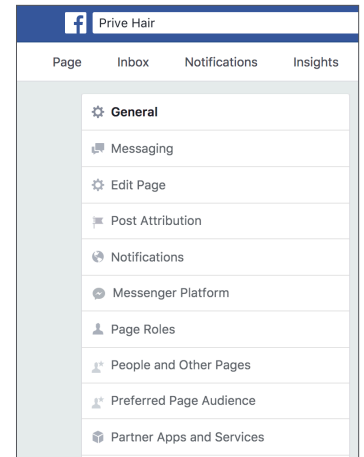
**time to pop the bubbly, you're now part of social POP!**

for any questions, please contact kacy rindal directly at (906) 424-4704 or by email at [krindal@priveproducts.com](mailto:krindal@priveproducts.com)

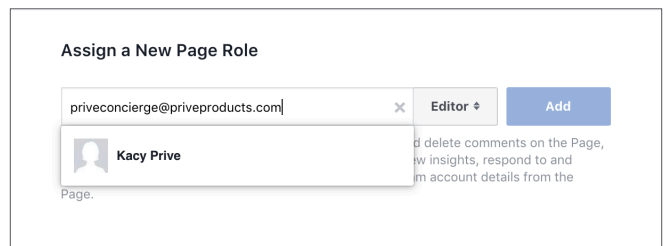
xoxo, k.



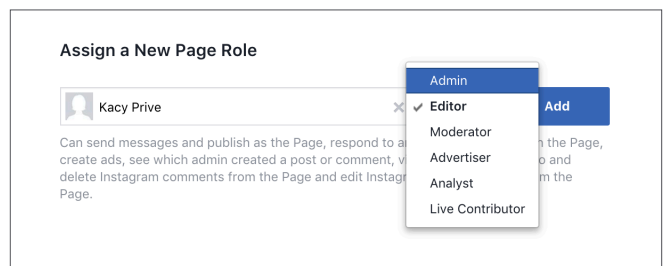
step 1



step 2



step 3



step 4